LN1154

■

	V_{IN}	-0.3 +8	V
	$V_{ON/OFF}$	-0.3 V_{IN}+0.3	
	V_{OUT}	-0.3 V_{IN}+0.3	
	P_D	SOT-23-5 400	mW

	I_{SS1}	$V_{IN}=V_{OUT(S)}+1.0$ V		60		
	V_{IN}		2.0		7	V
	|PSRR|	$V_{IN}=V_{OUT(S)}+1.0$ V f=1 kHz Vrip=0.5 Vrms, I_{OUT}=50 mA		60		dB
		$V_{IN}=V_{OUT(S)}+1.0$ V f=10 kHz Vrip=0.5 Vrms, I_{OUT}=50 mA	-	50	-	dB
	Ishort	$V_{IN}=V_{OUT(S)}+1.0$ V, ON/OFF ON,V_{OUT}=0 V		50		mA
	V_{CEH}		1.6			V
	V_{CEL}				0.5	V
	ICEH	$V_{IN}=V_{CE}=V_{OUT(T)}+1V$	-0.1		0.1	
	ICEL	V_{IN}= $V_{OUT(T)}+1V$ $V_{CE}=V_{SS}$	-0.1		0.1	
	Irush	V_{IN}= $V_{OUT(T)}+1V$,CL=47uF, VCE=0 $V_{OUT(T)}+1V$		450		mA

■

1

: Vin=CE=2.2V,Iout=50mA, Vpp=1V, F=1KHz, Cin=Cout=1.0uF, P_{SRR}=59.66db

1 2

■

SOT-23-5L

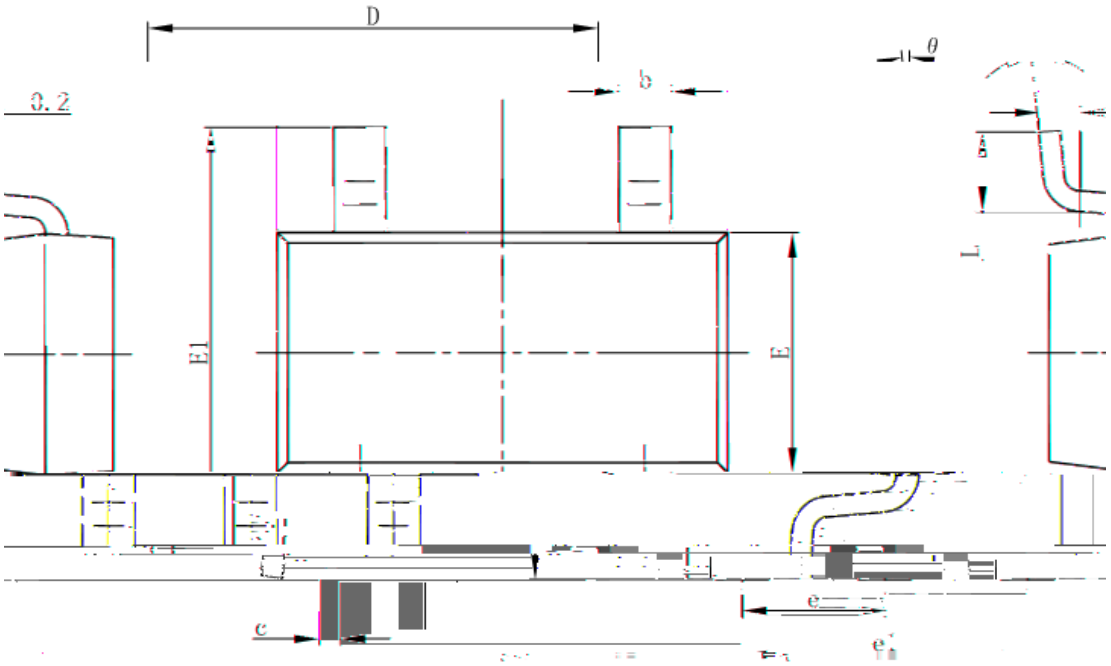

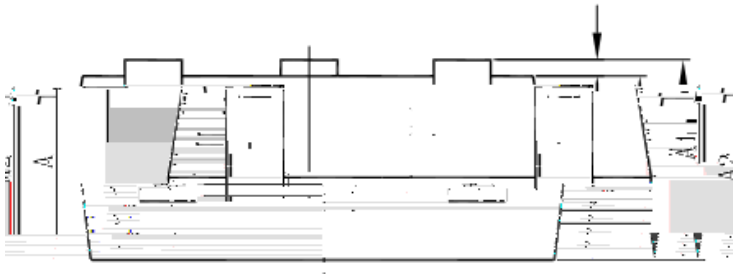

	A1	0.000	0.100	0.000	0.004
45	A2	1.050	1.150	0.041	0.045
20	b	0.300	0.500	0.012	0.020
0.008	c	0.100	0.200	0.004	0.008
3.020	0.111	0.119	D	2.820	2.920
1.700	0.059	0.067	E	1.500	1.700
2.650	2.950	0.104	0.116	E1	
0.950(BSC)		0.037(BSC)		e	
1.800	2.000	0.071	0.079	L	
θ	0°	8°	0°	8°	

WBFBP1X1-4L



Symbol	Dimensions In Millimeters		Dimensions In Inches	
	Min.	Max.	Min.	Max.
A	0.335	0.405	0.013	0.016
D	0.950	1.050	0.037	0.041
F	0.950	1.050	0.037	0.041
[illegible]	[illegible]	[illegible]	[illegible]	[illegible]
0.019	E1	0.370	0.470	0.015
MIN.	k	0.17MIN.		0.007
[illegible]	[illegible]	[illegible]	[illegible]	[illegible]
[illegible]	[illegible]	[illegible]	[illegible]	[illegible]
0.024	0.028	e	0.600	0.700
[illegible]	[illegible]	[illegible]	[illegible]	[illegible]
0.001 REF.		[illegible]	0.030 REF.	
0.007	0.010	[illegible]	0.185	0.255