■

LN1152 -

	CE	
	B	
	11-50	=3 =0 3.0V
		1 ± 1% 2 ± 2%
	M	SOT23-5L

R R



3E 1.5 LN

■

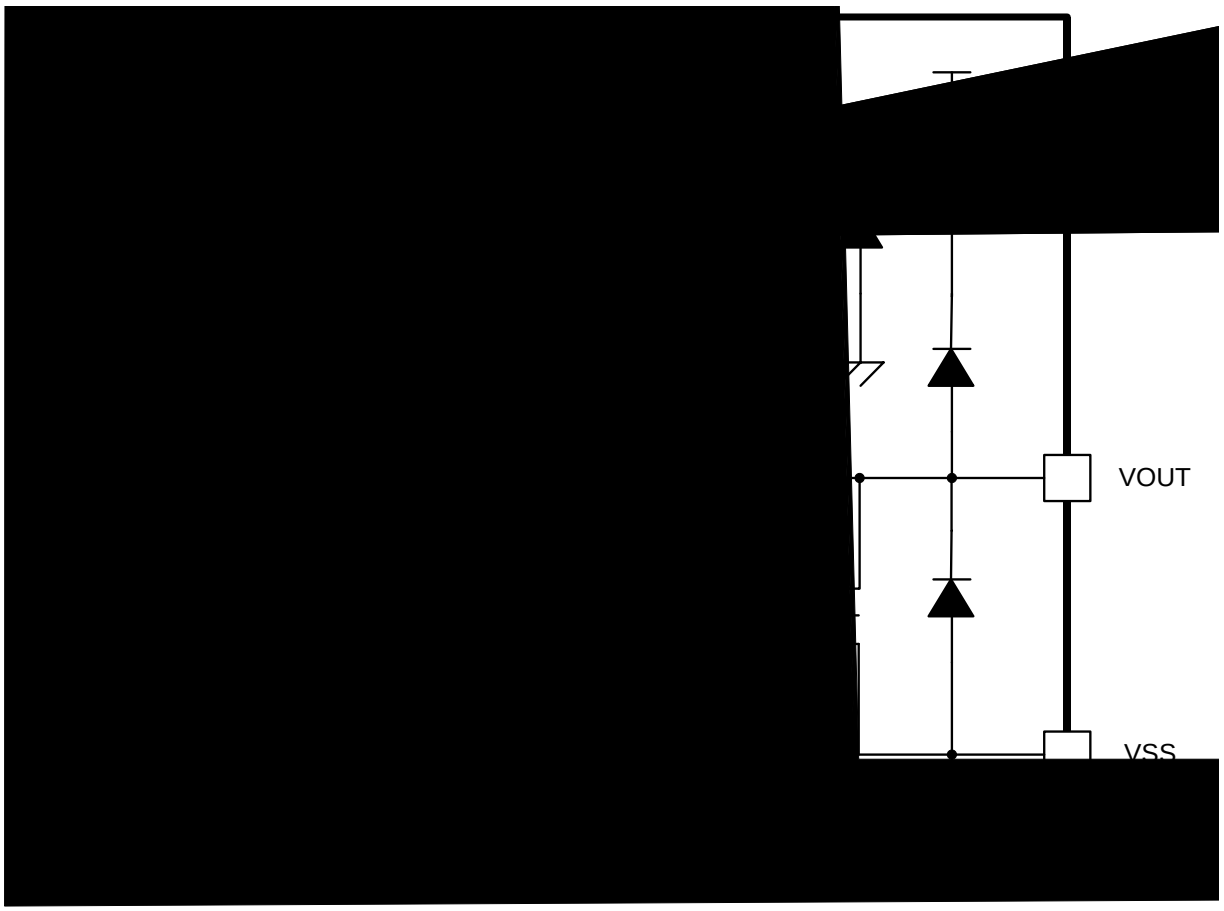

■

	V_{IN}	V_{SS}-0.3 V_{SS}+8	V
	$V_{ON/OFF}$	V_{SS}-0.3 V_{IN}+0.3	
	V_{OUT}	V_{SS}-0.3 V_{IN}+0.3	
	P_D	SOT23-5L 400	mW
	Topr	-40 +85	°C
	Tstg	-40 +125	
	JA	235	°C/W
	JC	120	

■

(TA=25 unless otherwise noted)

	$V_{OUT(E)}$	V_{IN} =$V_{OUT(S)}$+1.0 V, I_{OUT}=30 mA	$V_{OUT(S)}$×0.98	$V_{OUT(S)}$	$V_{OUT(S)}$×1.02	V
	I_{OUT}	V_{IN} $_{OUT(S)}$+1.0 V	500	-	-	mA
	V_{drop}	I_{OUT}=50 mA	-	0.05	0.10	

■ **3.3V**

1.

7. VS

8.

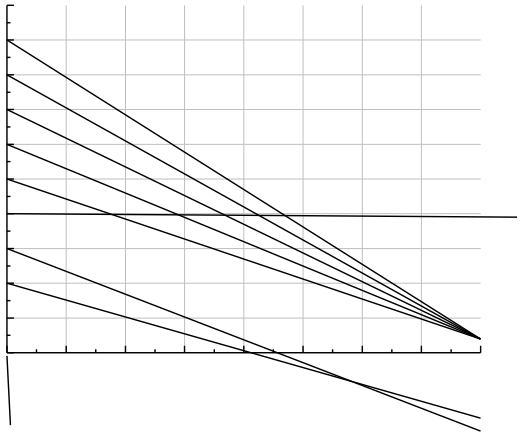

13.

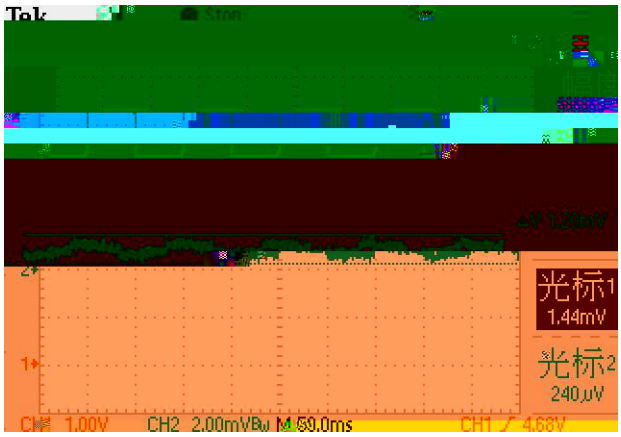

14. (IL=0-350-0mA)

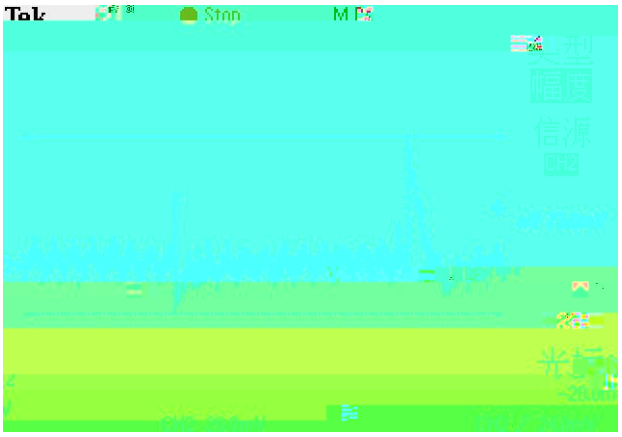

15. (IL=10-350-10mA)

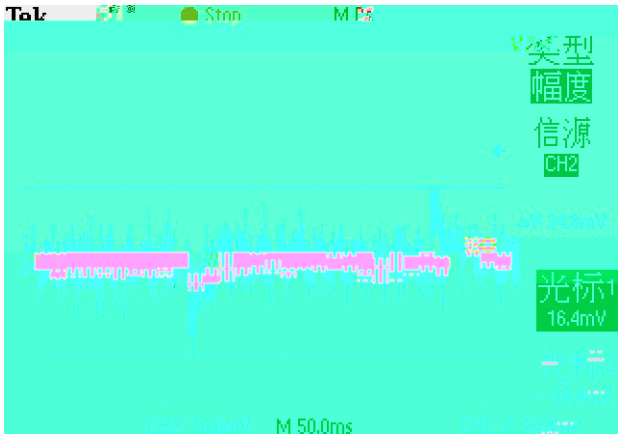

16. (IL=50mA Vpp=1V F=1KHZ)



17. CE

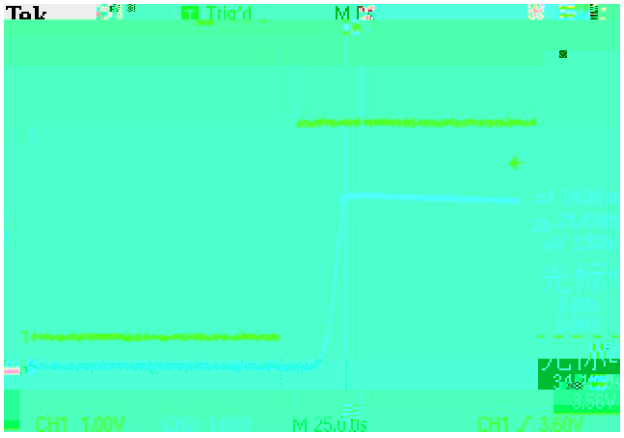

18. CE

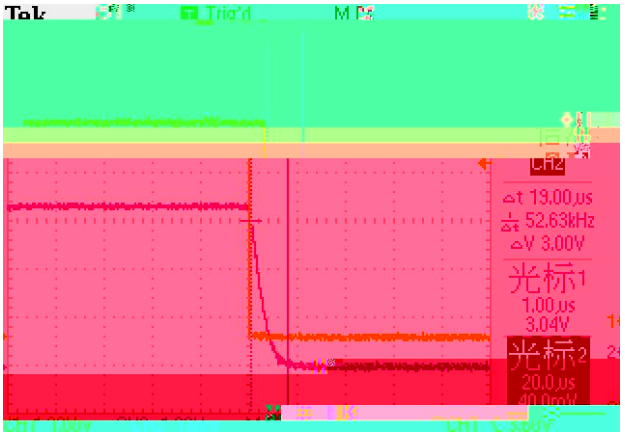

■

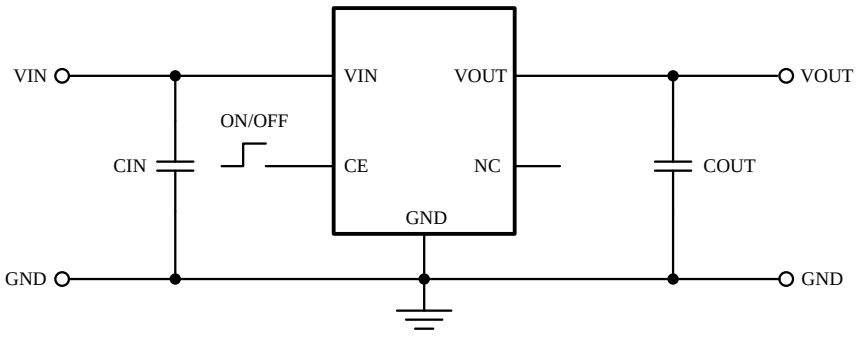

CIN COUT 1uF

PCB Layout

pcb

1

2 VIN VOUT

3 GND

■

4 SOT23-5L