■

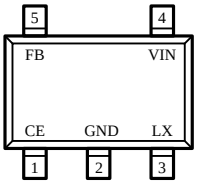

SOT23-5L
(TOP VIEW)

■

1	CE	
2	GND	
3	LX	
4	VIN	
5	FB	

■

SOT23-5L

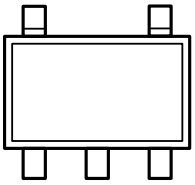

AD5	1.5A
X	

■

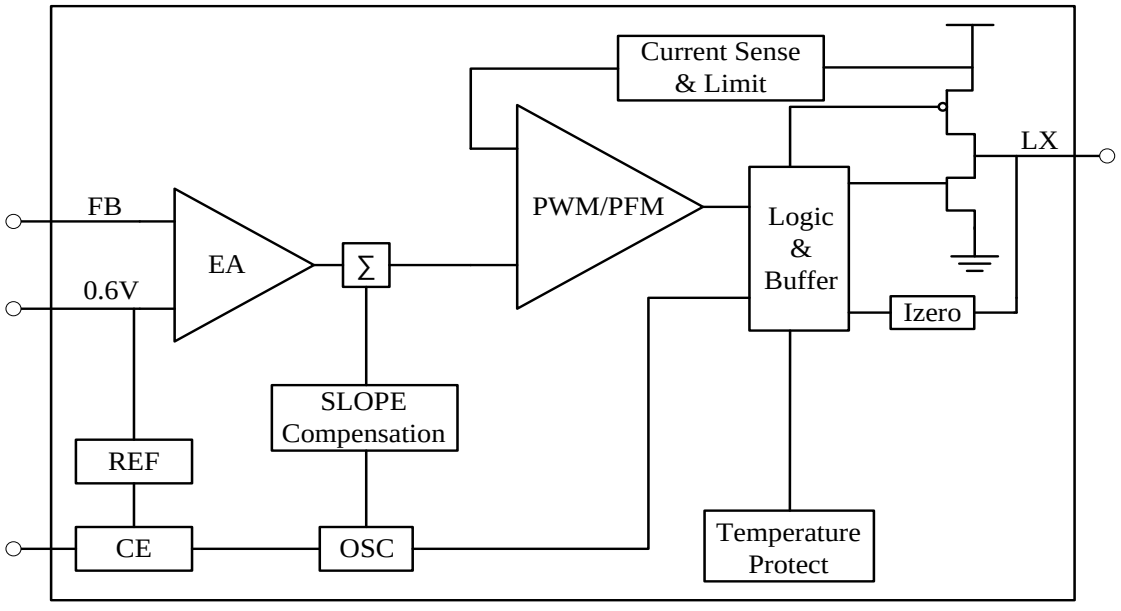

■

	VIN	-0.3 6.5	V
	VFB	-0.3 6.5	
	VLX	-0.3 VIN + 0.3	
CE	VCE	-0.3 VIN + 0.3	V
LX	ILX	±2	A
SOT-23-5L	Pd	250	mW
	Topr	-40 85	
	Tstg	-55 125	

■

CIN=10uF, COUT=10uF, L=2.2uH (Ta=25)

	VIN	-	2.5	-	6.2	V
	UVLO	-	-	2.4	-	V
	UVLO_HYS	-	-	500	-	mV
	OVP	-	-	6.2	-	V
	OVP_HYS	-	-	250	-	mV
FB	VFB	Ta=25	0.588	0.6	0.612	V
	ISTB	VCE=0V, VIN=5V	0	-	1	uA
	IQ	VFB=110%, ILOAD=0	-	40	-	uA
	IACT	VFB=90%, ILOAD=0	-	150	300	uA
	ILIM	VFB=90%, VIN=5V	1.7	-		A
	VOUT	ILOAD=10mA to 1.0A	-	0.5	-	%
	$\frac{VOUT}{VIN \quad VOUT}$	VIN=2.5V to 6V	-	0.04	0.4	%
PFM	ILOAD	VIN=3.6V, VOUT=1.8V	-	30	-	mA
	FOSC	VOUT=100%	-	1.5	-	MHz
	DMAX	-	100	-	-	%
_P	RDSON_P	ISW=100mA	-	0.3	-	
_N	RDSON_N	ISW= 100mA	-	0.2	-	
SW	ILEAK_SW	VCE=0V, IN=5V	-	±0.01	±1	uA
CE	VCEH	VIN=5V	1.2	-	-	V
CE	VCEL	VIN=5V	-	-	0.7	V
	I_OS	VFB<0.2V	-	0.2	-	A
	TSHD	-	-	160	-	
	T_HYS	-	-	25	-	

■

1

VIN=5.0V, VOUT=3.3V, IL=1.0A

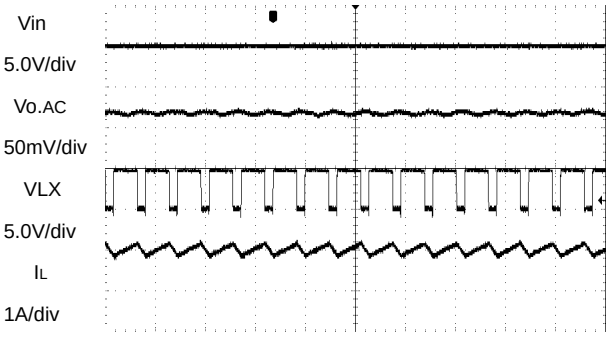

2 CE

VIN=5.0V, VOUT=3.3V, IL=1.0A

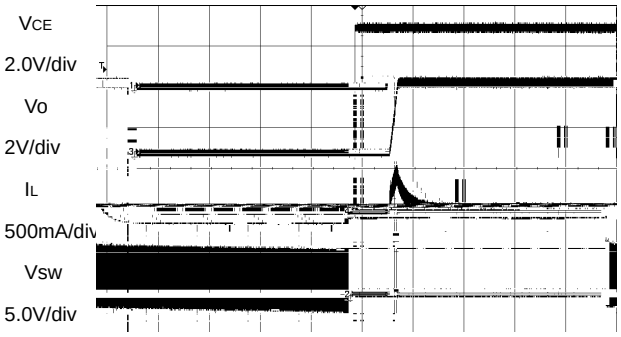

3 CE

VIN=5.0V, VOUT=3.3V, IL=1.0A



4

VIN=5.0V, VOUT=3.3V, IL=1mA

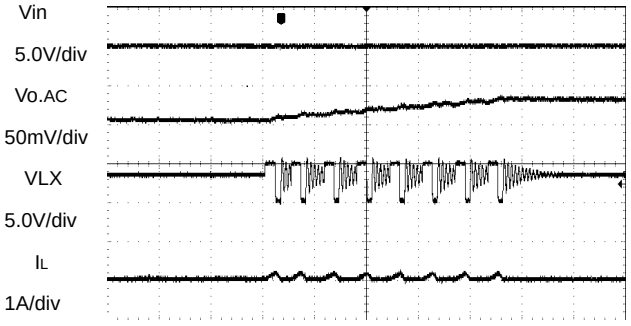

5

VIN=5.0V, VOUT=3.3V, IL=0.6A

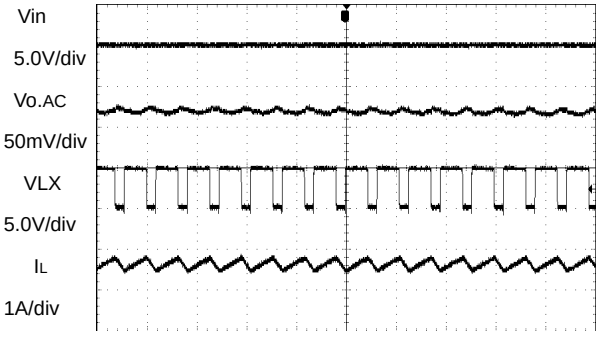

6

VIN=5.0V, VOUT=3.3V, IL=1.2A

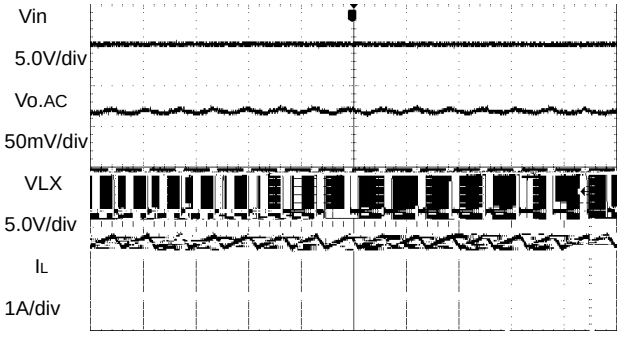

7

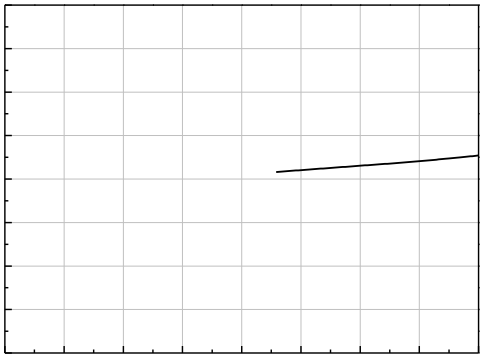

8



9

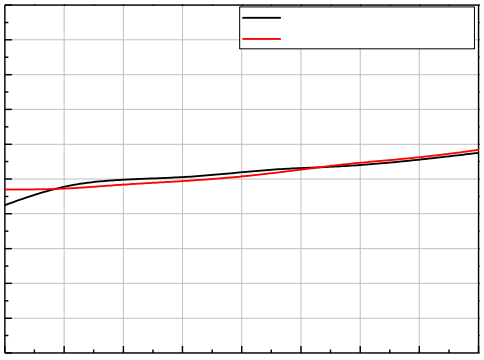

10

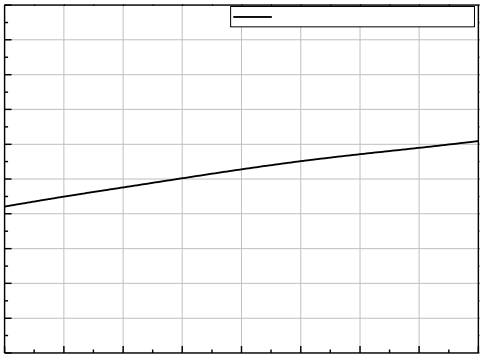

11



12 @ VOUT=3.3V

13 @ VOUT=1.8V

14 @ VOUT=1.2V

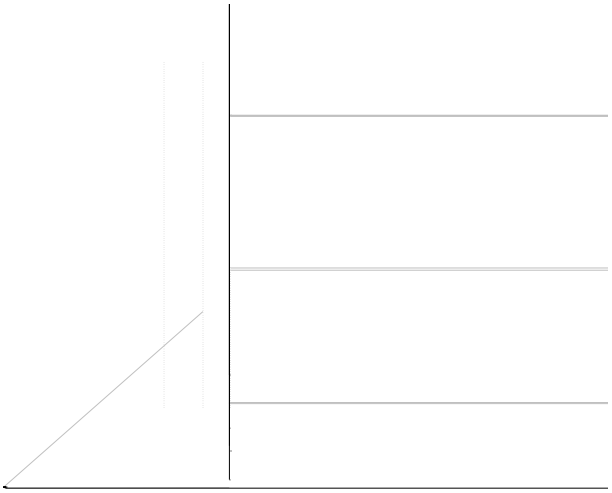

15 Vs.

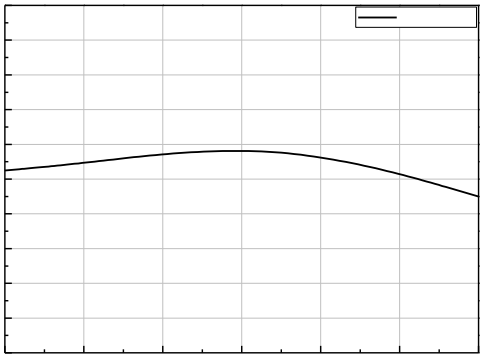

16 @ VOUT=3.3V

■

PFM

XT3415 XT3415 PFM PFM
PWM/PFM CMOS DC/DC
2.5V ~ 6.2 V 0.6V
1.5A
XT3415 CE 0.7V XT3415
PMOSFET NMOSFET 1uA
OSC FB
EA XT3415
PWM

FB PWM
XT3415 160°C
135°C

■

■

C1

■ PCB

PCB

1 VIN SW GND

2

3 VOUT

4 PCB

■

SOT23-5L

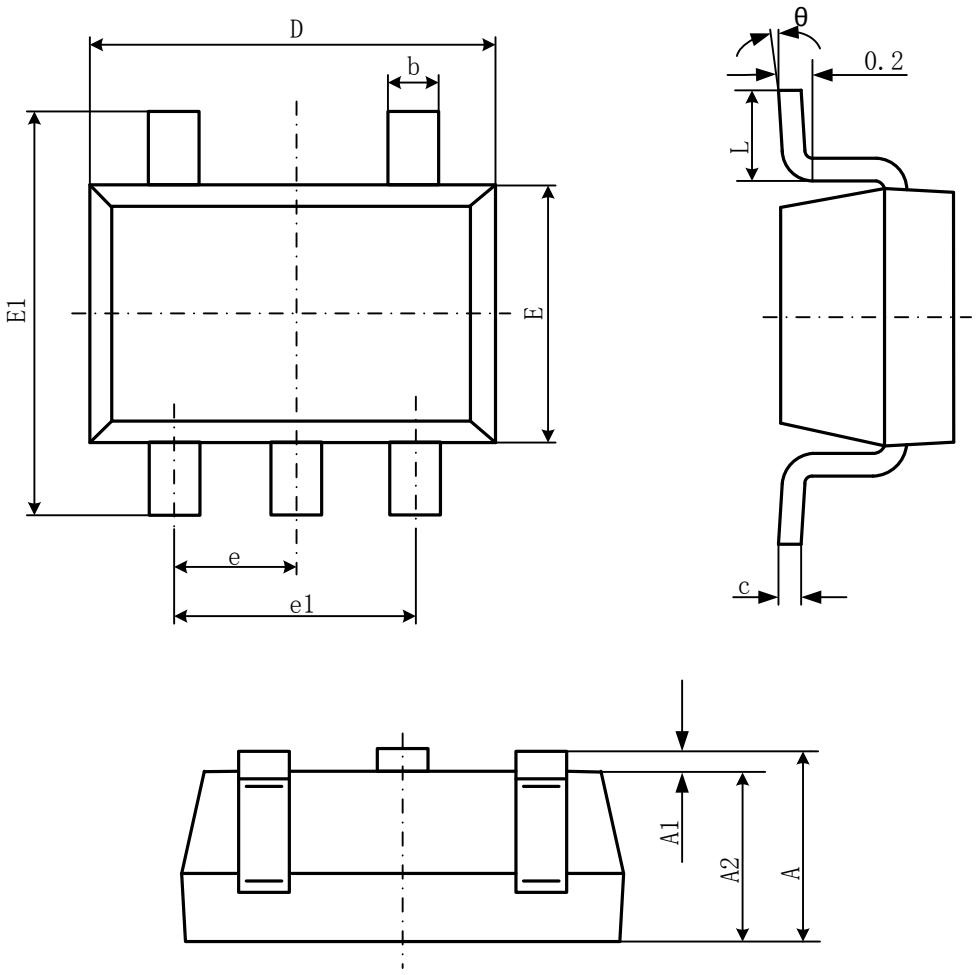

Symbol