Description

The NP2301FHR uses advanced trench technology to provide excellent $R_{DS(ON)}$, low gate charge and operation with gate voltages as low as 1.8V. This device is suitable for use as a load switch or in PWM applications.

General Features

V_{DS} =-20V I_D =-2A

A=25 unless otherwise noted)

Symbol	Condition	Min	Typ	Max	Unit
OFF Characteristics					
BV_{DSS}	V_{GS}=0V, I_D=-250μA	-20	-	-	V
I_{DSS}	V_{DS}=-20V, V_{GS}=0V	-	-	-1	μA
I_{GSS}					

Typical Performance Characteristics

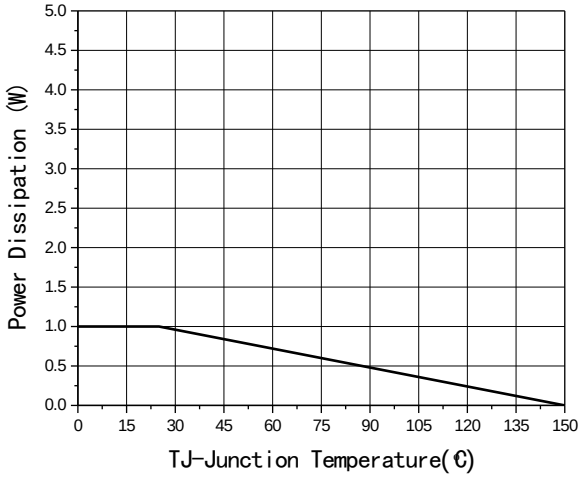

Fig7 Power De-rating

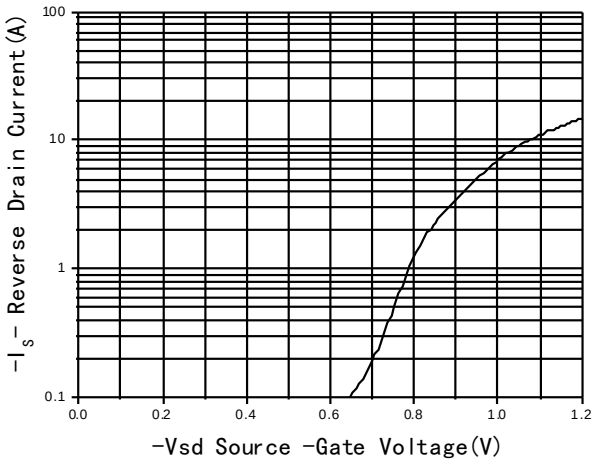

Fig8 Source-Drain Diode Forward

Package Information

SOT-23

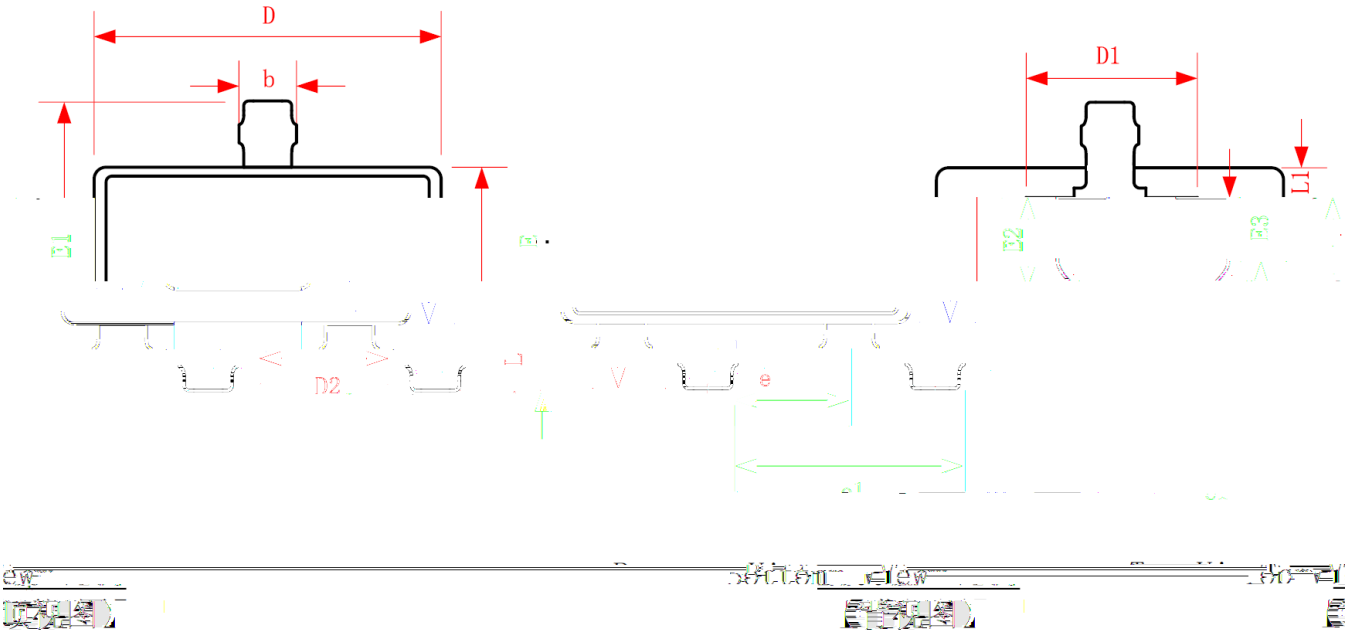

Symbol	Dimensions In Millimeters		
	Min.	REF.	Max.
A	0.500	0.550	0.600
A1	0.368	0.308	0.438
A2	0.030	0.000	0.[illegible]
E	1.250	1.300	1.350
E1	2.350	2.400	2.450
D1	1.405	1.430	1.455
D2	0.995	1.020	1.045
[illegible]	0.550	0.575	
[illegible]	0.260	0.285	
[illegible]	0.950		
[illegible]	1.900	2.000	
[illegible]	0.480	0.550	
[illegible]	15°	16°	
L			0.52
L1			0.23
e1			1.800
b			0.410
θ			14°