300mA CMOS

LN1234 CMOS 0.85 1.8V ,
0.05 V
± 2.0% (1.5V ±
30mV)
300 mV (1.5V
, I_{OUT}=100mA)
60dB (10 kHz)
50 A
300mA $V_{IN} \geq 2.5V$
0.1 A

AV

SOT23-5L
SOT-353

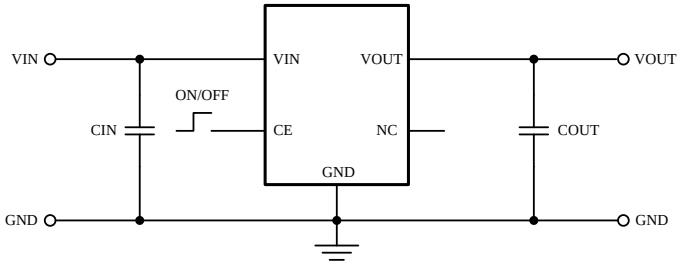

1.
2. (CIN) 1.0μF (COUT) 1.0μF
3.

LN1234 -

		CE		A	50mV =1 =5 =A 1.55V
	A				
	B				
	C			M	SOT23-5L
	D			K	SOT-353
	08-18	=1 =5 1.5V			
				R	
	2	100mV =1 =5 =2 1.5V		L	
				G	

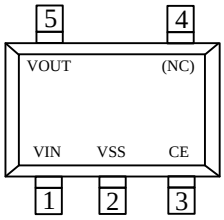

SOT-23-5L/SOT-353
(Top View)

SOT-23-5L ,SOT-353

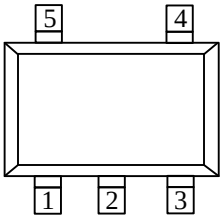

SOT-23-5L/SOT-353
(Top View)

4	LN1234

(V)	**0.8-1.8**	**0.85 1.75**		
	V	A		

0-9 A-Z LN1234

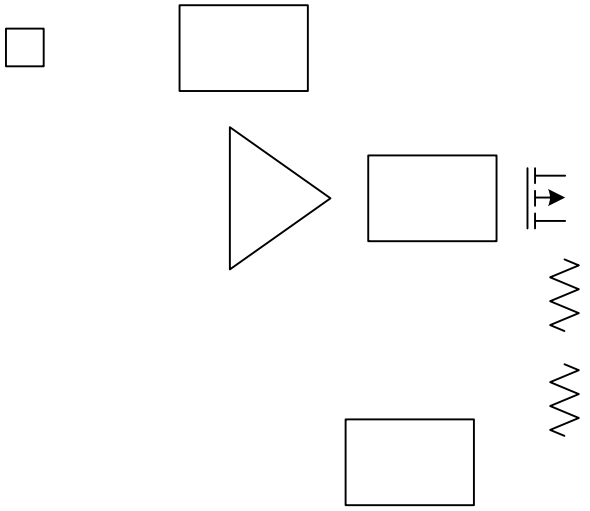

	V_{IN}	-0.3 +5		V
	V_{CE}	-0.3 V_{IN}+0.3		
	V_{OUT}	0.3 V_{IN}+0.3		
	P_D	SOT-23-5L	250	mW
		SOT-353	250	

Topr

1



2

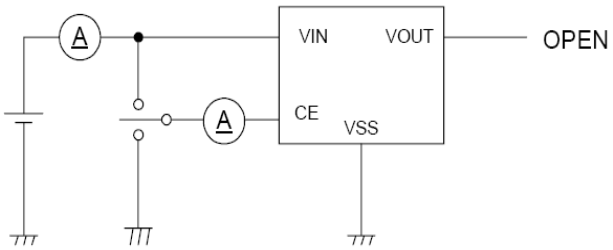

(TA=25 unless otherwise noted)

***3**		I_{OUT}=100 mA	—	0.30	0.45		
	$\frac{V_{OUT1}}{V_{IN} \quad V_{OUT}}$	$V_{OUT(S)}$ $_{IN}$ 7 V I_{OUT}=30 mA	—	0.10	0.20	%/V	
	^{2}	$V_{IN}=V_{OUT(S)}$+1.0 V $_{OUT}$ 100 mA	—	50	100	mV	
***4**	————	$V_{IN}=V_{OUT(S)}$+1.0 V, I_{OUT}=10 mA - Ta	—	± 100	—	ppm/	
	I_{SS1}	$V_{IN}=V_{OUT(S)}$+1.0 V	—	50			2
	V_{IN}	——	1.8	—	5	V	—
	|PSRR|	$V_{IN}=V_{OUT(S)}$+1.0 V f=10 kHz Vrip=0.5 Vrms, I_{OUT}=50 mA	—	60	—	dB	1

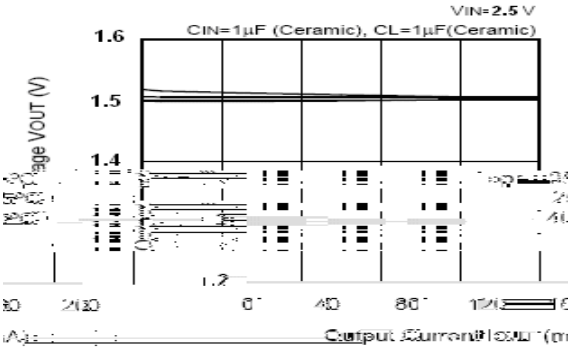

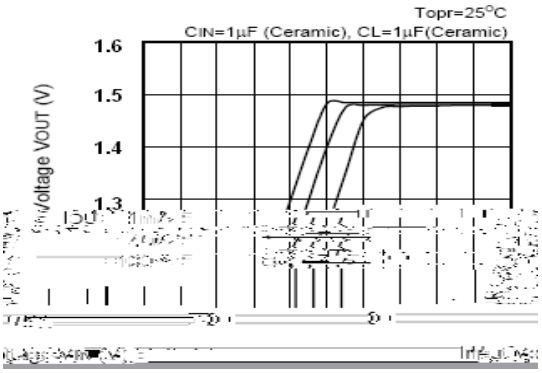

2

3 Dropout



4 Dropout

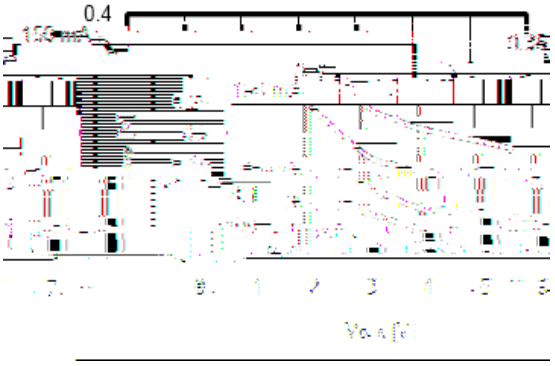

5

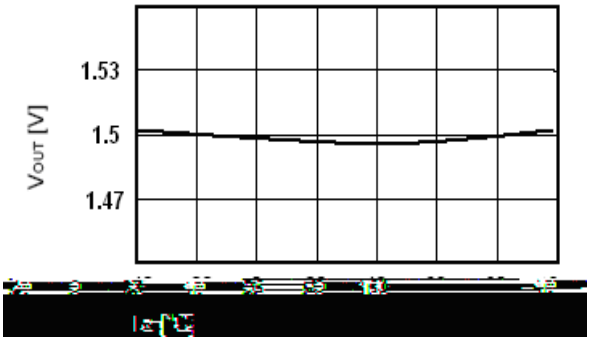

6



7

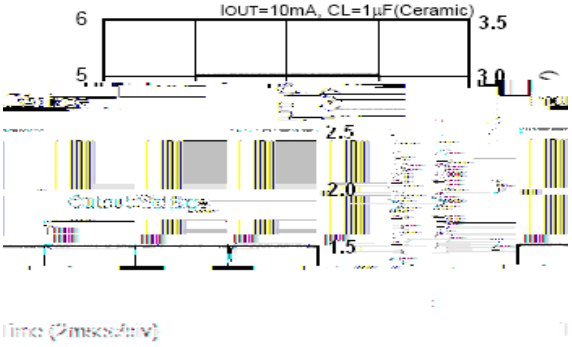

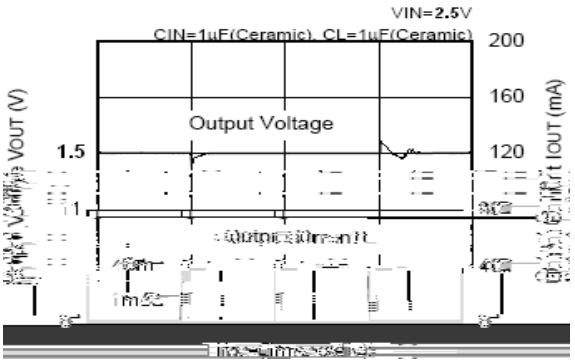

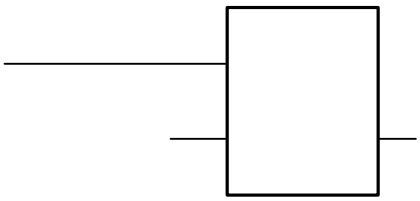

31 0EÃ 1 53.88 466.3 Tm[ET ED7}-T3670 ge g[(N[(N)-3)-3(.)NE3/F2D4D9500 1 53.88 466.3 Tm[ET ED7}-T3 9Ff 1g0 G[(N0.0-5(N5.7

1uF

PCB

PCB **NO.: NLNO.: NLNO.: NLNO.: NL**

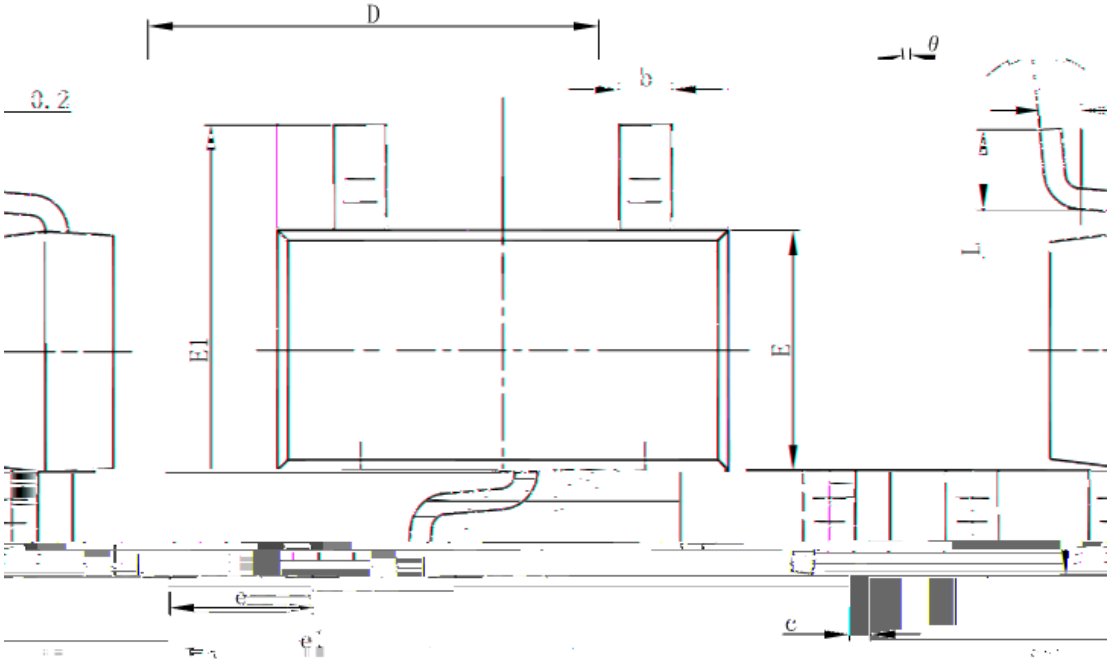



	A1	0.000	0.100	0.000	
.045	A2	1.050	1.150	0.041	
.020	b	0.300	0.500	0.012	
	0.008	c	0.100	0.200	
.111	0.119	D	2.820	3.020	
.059	0.067	E	1.500	1.700	
				E1	
0.950(BSC)		0.037(BSC)		e	
1.800	2.000	0.071	0.079	e1	
0°	8°	0°	8°	θ	

SOT-353

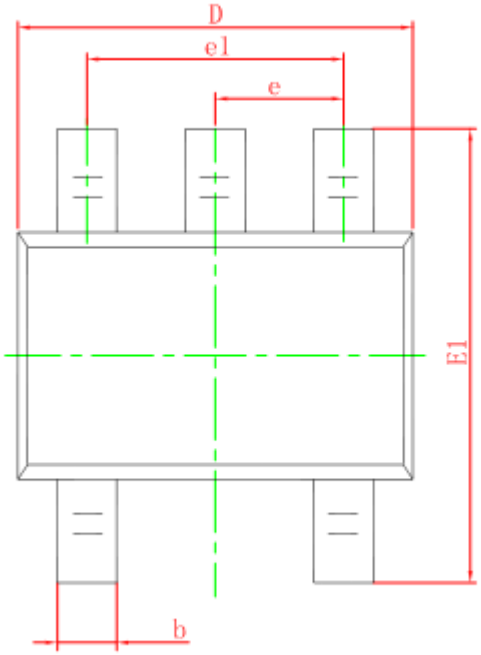

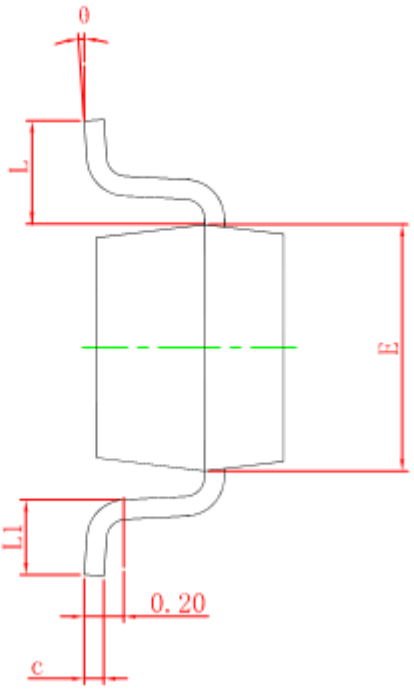

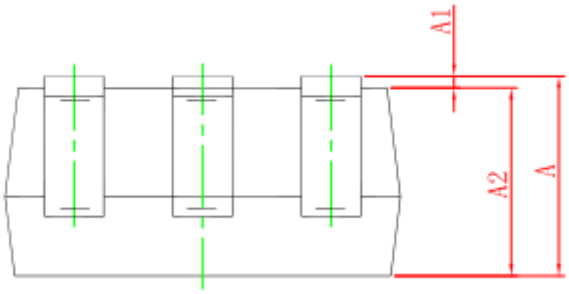

Symbol	Dimensions In Millimeters		Dimensions In Inches	
A	1.000		0.039	
A1	0.035		0.039	
A2	0.900		0.035	
b	0.360	0.560	0.014	0.022
c	0.150	0.250	0.006	0.010
D	2.000	2.200	0.079	0.087
E	1.150	1.350	0.045	0.053
E1	2.150	2.450	0.085	0.096
e	0.550 TYP		0.022 TYP	
e1	1.200	1.400	0.047	0.055
L	0.525 REF		0.021 REF	
L1	0.300	0.500	0.012	0.020
θ	0°	8°	0°	8°